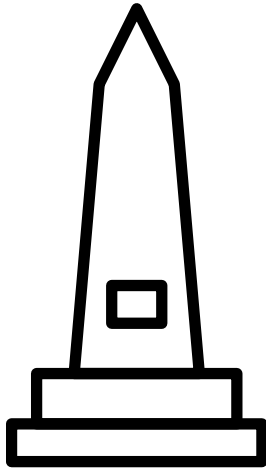


WASHINGTON STATE HISTORICAL SOCIETY


FIND A MONUMENT

1




Find a monument or marker attributed to the Washington State Historical Society in your community. It might be a statue, a column, a stone marker, a roadside sign, or a plaque on a building.

2




Open the Google maps app on your phone, tap the location, and choose "Share Your Location." Select "More Options" and "Copy" the link.

3



Take photos of the monument or marker. Get some that show the entire monument, and some close ups of the inscription and any damage or deterioration you notice.

4



Paste the map link and photos in an email to
monuments@wshs.wa.gov

For more information email allison.campbell@wshs.wa.gov